

Father's Day PAPER CARS

Give dad a gift that will brighten his day, spruce up his desk or work bench and show his **Beaver pride.**

Take a pic. Tag us.



facebook.com/oregonstatealum



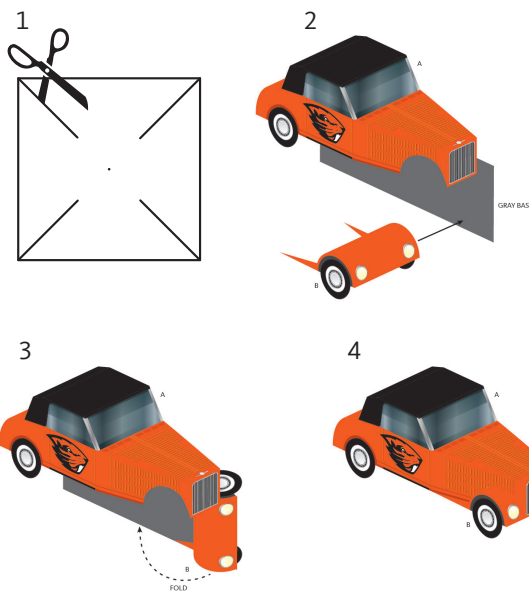
[@oregonstatealumni](https://instagram.com/oregonstatealumni)



[@oregonstatealum](https://twitter.com/oregonstatealum)

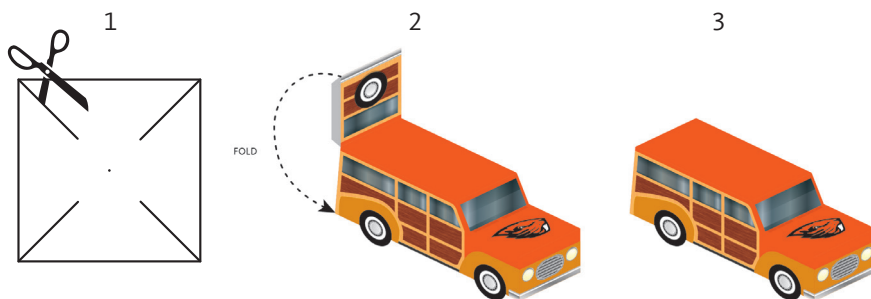
You'll need:

- » Scissors
- » Glue



Follow these instructions when using the provided templates:

1. Cut out the paper car pieces.
2. Fold flaps and glue the paper car pieces.
3. Glue piece B to the gray base.
4. Fold the gray base with the attached B piece and glue the last tabs down.




Follow these instructions when using the provided templates:

1. Cut out the paper car pieces.
2. Fold flaps and glue.
3. The final end product.



**Oregon State University
Alumni Association**



A


B

CUT

FOLD



Oregon State University
Alumni Association



— CUT - - - FOLD