



Endowment Performance

Endowed Funds

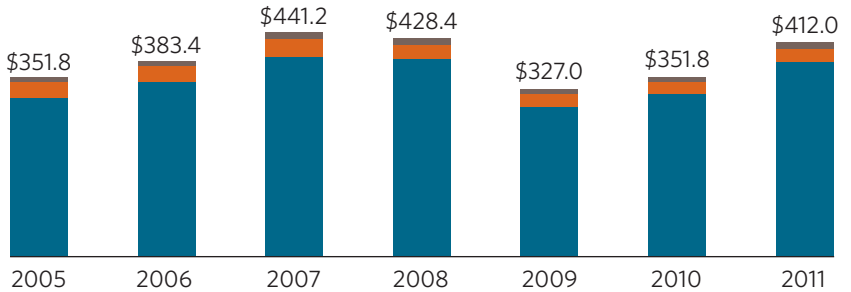
Individual, donor-established endowments held by the OSU Foundation

Established in FY 2011 (07/01/10 to 06/30/11)	54
Established in The Campaign (Since 07/01/04)	473
Total Funds Held	1,768

Endowment Growth

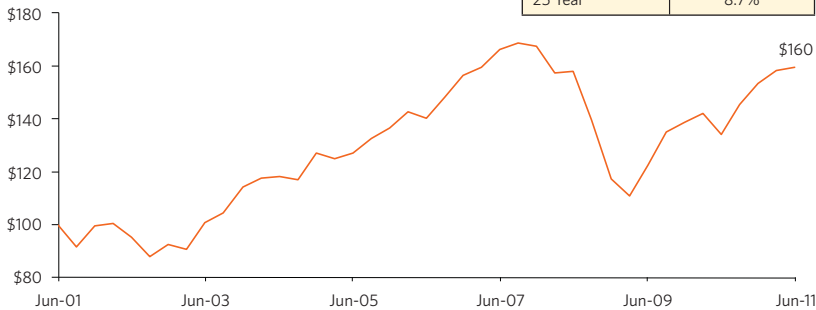
Growth of the Composite OSU Endowment, since the inception of The Campaign (in millions)

■ OSU Foundation
■ OSU Alumni Association
■ Oregon University System
(Restricted to OSU)



10-Year Performance

Over ten years, \$100 invested in the OSU Foundation endowment would have grown to \$160 if no disbursements were made.



TOTAL RETURN, (annualized)

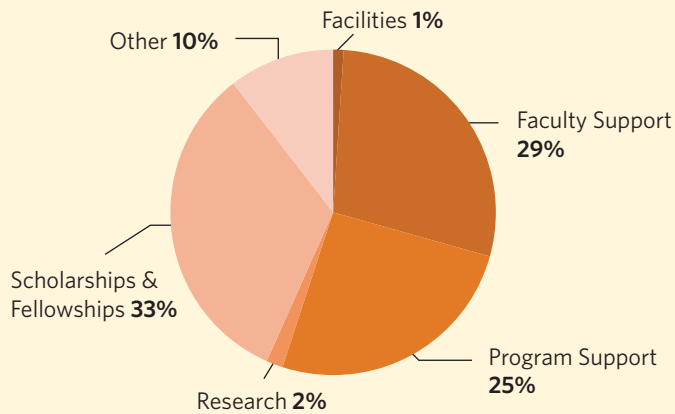
1 Year	9.8%
5 Year	1.6%
10 Year	3.5%
25 Year	8.7%

Endowment Impact

Annual amount transferred to OSU to support programs (in millions)

2006-07	\$15.0
2007-08	\$15.4
2008-09	\$16.1
2009-10	\$15.4
2010-11	\$14.6
5-Year Total	\$76.5

Endowment Designation



Asset Allocation

